

Palestinian National Authority
Palestinian Water Authority



السلطة الوطنية الفلسطينية
سلطة المياه الفلسطينية

Palestinian Water Authority (PWA)

Ongoing grants

FINANCIAL REPORT

NOVEMBER 30,2011

Table of Contents

Introduction	
1 Ongoing grants by donor	4-13
101 Budget of Ongoing grants by donor	4-4
102 Budget compared with disbursement by donor	5-5
103 Budget compared with Disbursement by project	6-8
104 Budget compared with actual received by donor	9-9
105 Budget compared with actual received by project	10-13
2 Ongoing projects by category	14-14
3 Comparison of received and disbursement	15-15
4 Ongoing grants by program	16-16
5 Ongoing grants managed by Department	17-21
301 Ongoing grants managed by Department	17-17
302 Ongoing projects managed by the PMU	18-19
303 Ongoing grants managed by the PWA	20-21
6 Ongoing grants managed by the Area	22-25

The attached financial reports represent the financial situation for the grants as of November 2011, and cover the ongoing projects since 2011 till 2013. These projects are managed by the projects management unit (PMU) and Palestinian water authority (PWA) targeted the WB area.

The listed below are pointed up at the attached reports:

- We have 14 donors with a total contribution of \$96,124,564.
 - \$ 42,045,430 from AFD with a 43.74 % from the total contribution, which is considered the biggest percentage.
 - \$22,330,984 from KFW with a 23.23 % from the total contribution.
 - \$31,748,149 from other donors
- The total ongoing projects during the current year are 53 projects, distributed to different program (Water Resources Development, Development of sanitation services sector)
- The total received fund from the donors is \$ 20,598,897 from the total committed contribution, which is equivalent to 21 % from the total fund.
- The total disbursement under these grants during the reporting period is \$ 18,524,688, as a 19% from the total projects.

The Major Projects Distribution:

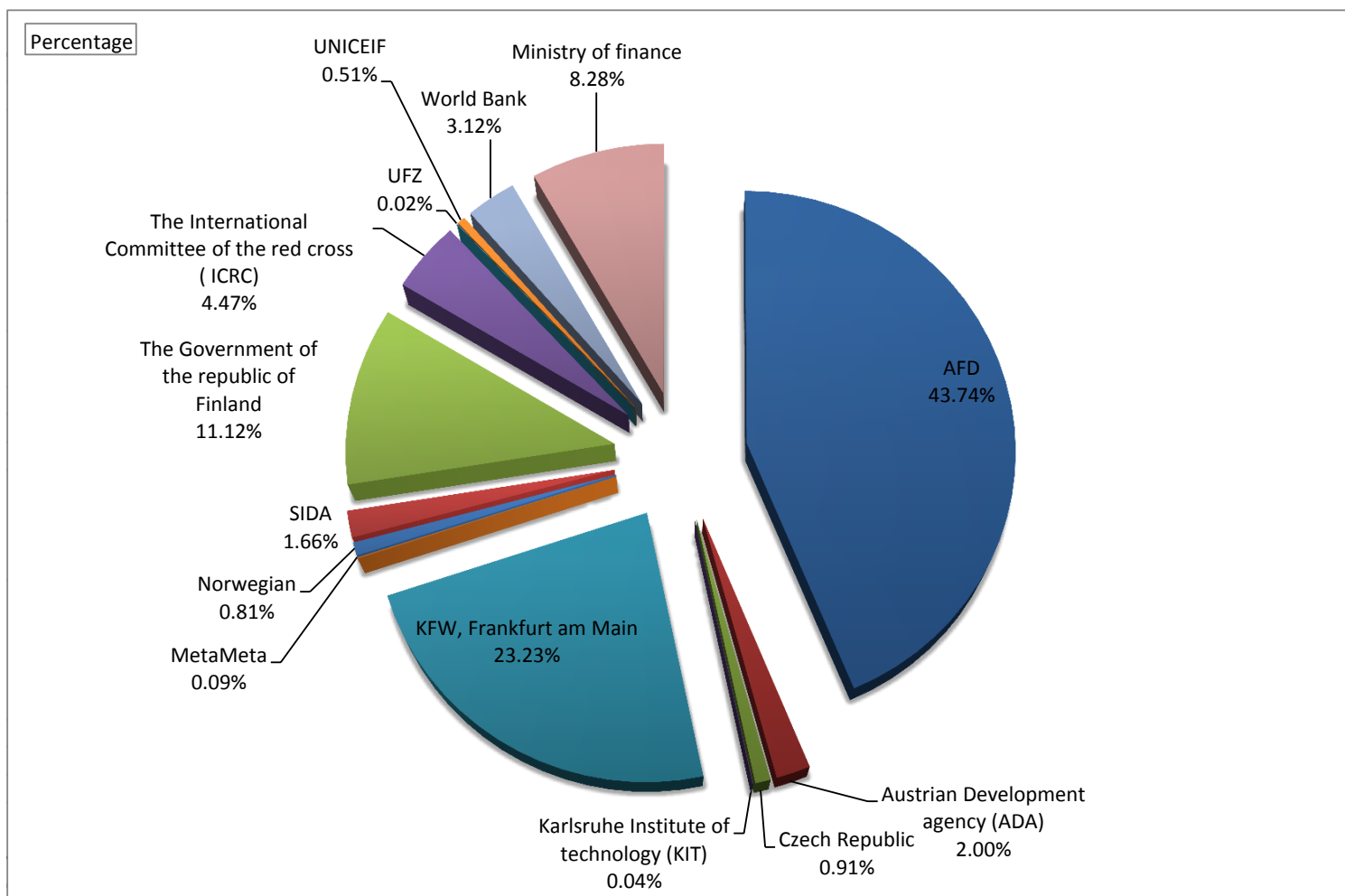
- ✓ Water Resources Development Program with a total amount of \$94,197,282. and as a 98% from the total projects.
- ✓ Development of sanitation services sector Program with a total amount of \$1,927,282. and as 2% only from the total projects.
- ✓ The number of managed projects by PMU is 39 projects, with a total amount of \$85,912,439, which represent 89% from the total projects. On the other side, the managed projects by PWA are 14 projects with a total amount of \$10,212,125, and as 11% from the total projects.
- ✓ Through the distribution of projects geographically, we will notice that 27.8% of the projects covered WB area in general, while 21.9% covered Bethlehem governance, 21.4% Tubas governance, and 11.1 % covered Jerusalem governance. The rest of the projects covered the remaining areas.
- ✓ Referring to the disbursement percentage on projects as a 19 %, which shows a delay in executing some projects. Mainly the disbursements under KFW as a 3 % only, and AFD projects as 11% only. Taking into consideration that some of these projects had started in 2009 and the reasons for that refers to:
 - I. The delay in receiving the services from the consultants
 - II. The delay in processing the payment requests
- III. In addition to the delay from the donors.

Please note that the attached reports represent the financial situation for the projects in details-Using the USD currency.

Ongoing grants by donor

This report shows the value of grants by each donor and the percentage of each donor of the total grants

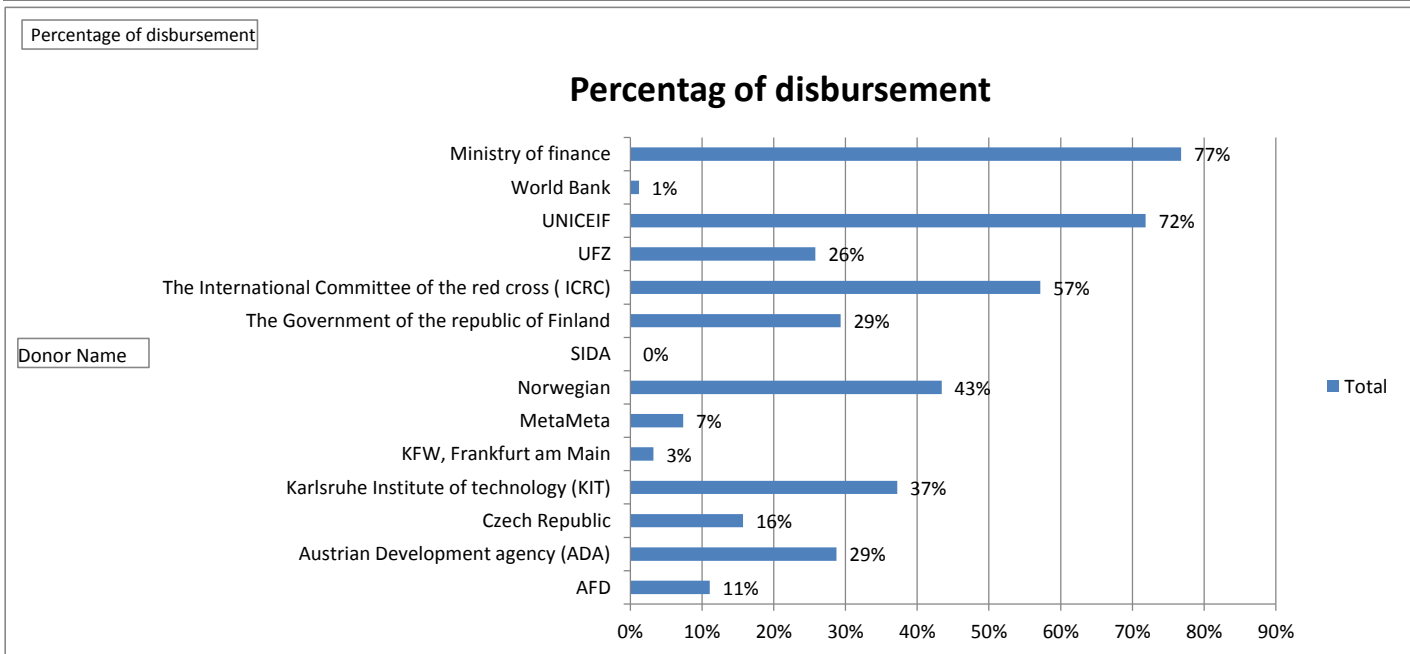
Donor No.	Donor Name	Budget Amount (USD)
12100000	Ministry of finance	7,956,019
12200100	Austrian Development agency (ADA)	1,927,282
12200403	AFD	42,045,430
12200502	KFW, Frankfurt am Main	22,330,984
12200503	Karlsruhe Institute of technology (KIT)	42,137
12200504	UFZ	21,210
12200705	MetaMeta	82,931
12200800	Norwegian	779,483
12201000	SIDA	1,600,000
12201100	Czech Republic	870,000
12201800	The Government of the republic of Finland	10,686,164
12290100	World Bank	3,000,000
12296300	UNICEIF	489,082
12298000	The International Committee of the red cross (ICRC)	4,293,841
Total		96,124,564



Ongoing projects by donor Budget compared with actual disbursement

This report shows the value and percentage of disbursement and the balance by each donor

Donor No.	Donor Name	Budget Amount (USD)	Disbursement	Remaining Balance	Percentage of disbursement
12100000	Ministry of finance	7,956,019	6,110,721	1,845,298	77%
12200100	Austrian Development agency (ADA)	1,927,282	554,296	1,372,986	29%
12200403	AFD	42,045,430	4,658,765	37,386,665	11%
12200502	KFW, Frankfurt am Main	22,330,984	721,081	21,609,904	3%
12200503	Karlsruhe Institute of technology (KIT)	42,137	15,684	26,453	37%
12200504	UFZ	21,210	5,473	15,737	26%
12200705	MetaMeta	82,931	6,129	76,802	7%
12200800	Norwegian	779,483	338,319	441,164	43%
12201000	SIDA	1,600,000	0	1,600,000	0%
12201100	Czech Republic	870,000	136,785	733,216	16%
12201800	The Government of the republic of Finland	10,686,164	3,134,660	7,551,504	29%
12290100	World Bank	3,000,000	35,905	2,964,095	1%
12296300	UNICEIF	489,082	351,455	137,626	72%
12298000	The International Committee of the red cross (ICRC)	4,293,841	2,455,413	1,838,428	57%
Grand Total		96,124,564	18,524,686	77,599,878	19%



Ongoing projects by donor

Budget compared with actual disbursement

This report shows the value and percentage of disbursement and the balance by each project by each donor

Donor No.	Donor Name	project No.	Project Name	Values Budget Amount (USD)	Disbursement	Remaining Balance	Percentage of disbursement
12100000	Ministry of finance						
		62N0128	Rehabilitation of Qalqelyah and Tolkarm Agricultural Wells / 2nd Phase	623,700	310,305	313,395	50%
		62N0108	Preparation of Sabastyah Well and Booster Station	864,031	863,851	180	100%
		62J0201	Construction of Main Wastewater Sewer line and Booster Station	169,111		169,111	0%
		62N0101	Supply and Install Qalqelayah Municipality Well Pump	567,000	124,817	442,183	22%
		62N0103	Installation of 400 Water Consumer Connections	283,500	57,692	225,808	20%
		62N0104	Construction of Water Network in Akkaba and Installation of Water Consumer Connections in Daher-Alabed	153,558	153,433	125	100%
		62N0106	Drilling Alternative Well for Azoon Municipality	264,270	264,069	201	100%
		62N0109	Rehabilitation and Extension of Internal Water Network, 0.6km Dia 6", 0.4 km Dia 4" and 4km Dia 2".	218,579	213,695	4,883	98%
		62N0110	Construction of Transmissions lines and Water Networks	407,414	379,739	27,675	93%
		62N0113	Construction of Transmission Line and Booster Pump station	121,338	118,390	2,948	98%
		62N0117	Construction of 2" Transmission Water Pipe and 1/2" Water Network with Consumer Connections	141,750	45,038	96,712	32%
		62N0118	Creation of Integrated Water System and Construction of Transmission lines / Phase one	567,000	413,733	153,267	73%
		62N0121	Installation of AL-Faraa Well Pump and Booster Station	225,266	225,204	62	100%
		62N0127	Rehabilitation of Jericho Well No. 1	354,092	168,571	185,520	48%
		62N0133	Rehabilitation and Extension of Internal Water Network	218,914	214,884	4,031	98%
		62N0138	Construction of Water Network , 250m3 and 100m3 Reservoir and Pump in Wadi Al-Faraa	437,992	437,991	0	100%
		62N0139	Police Academy and Presidential Guard Two wells	148,874	87,494	61,380	59%
		62N0140	Presidential Compound (Al-Mkataa) Water Network	59,223	57,283	1,941	97%
		62N0141	Drilling Alternative Well for Azoon Municipality	356,585	352,708	3,877	99%
		62N0142	Rehabilitation and Extension of Internal Water Network, 1.4 km Dia 4" and 3.5 km Dia 2" with 230 Consumer connections	63,788	63,784	4	100%
		62N0143	Pipes to Joint Services Council of the villages west of Jenin	425,355	425,250	105	100%
		62N0144	Supply and Install Agricultural Well No. 15-19/36 Pump	70,265	68,997	1,269	98%
		62N0175	Construction of 1.3km Dia 8" and 1km 2" Transmission Water Pipe	98,940	98,940	0	100%
		62N0210	Drilling and equipping of well the town of Bala - Tulkarm	250,189	244,968	5,221	98%
		62N0218	Drilling and Construction of Al-Nweama Village Agricultural Well	129,276	108,120	21,156	84%
		62N0226	Rehabilitation well to municipality of yabad - Jenin	87,035	83,805	3,229	96%
		62N0313	Supply of electrical equipment	240,975	119,960	121,015	50%
		MOF1	Salaries	408,000	408,000	0	100%
12100000 Total				7,956,019	6,110,721	1,845,298	77%
12200100	Austrian Development agency (ADA)						
		62D0230	Efficient Integration of Non-conventional Water Management Solutions into the Existing Management structure in the West Bank	1,927,282	554,296	1,372,986	29%
12200100 Total				1,927,282	554,296	1,372,986	29%
12200403	AFD						
		62D0188	Water Sector Capacity Building	1,400,000	700,000	700,000	50%
		AFD -1	Water and Sanitation facilities improvement project in the Bethlehem governorate - CPS 1027 01 D	14,140,000	322,363	13,817,637	2%

Donor No.	Donor Name	project No.	Project Name	Budget Amount (USD)	Disbursement	Remaining Balance	Percentage of disbursement
12200403	AFD	AFD -2	Financing of the feasibility study " Al yamun water project " - CPS 1042	141,400	85,261	56,139	60%
		AFD -3	Implementation of an industrial park in the Bethlehem vicinity and to finance inter alia the off -site infrastructure - CPS 1021	6,504,400	513,197	5,991,203	8%
		AFD -4	Equip tubas and tammoun wells and implement transmission and distribution networks in tubas, tammoun and tayasir towns - CPS 1018 01 D	12,019,000	2,927,717	9,091,283	24%
		AFD -5	Improve sanitation equipment in the area of maythalun, Tammoun and Tubas - CPS 1018 02 E	7,777,000	73,857	7,703,143	1%
		AFD -6	consultancy Services to prepare the procurement and the installation of a prefabricated wastewater treatment unit in the Bethlehem industrial zone	63,630	36,369	27,261	57%
12200403 Total				42,045,430	4,658,765	37,386,665	11%
12200502	KFW, Frankfurt am Main	62D0173	Water and Sanitation programme Palestinian territory	22,330,984	721,081	21,609,904	3%
12200502 Total				22,330,984	721,081	21,609,904	3%
12200503	Karlsruhe Institute of technology (KIT)	62D0176	Integrated water resources management in the lower Jordan rift valley (SMART)	42,137	15,684	26,453	37%
12200503 Total				42,137	15,684	26,453	37%
12200504	UFZ	62D0176	Integrated water resources management in the lower Jordan rift valley (SMART)	21,210	5,473	15,737	26%
12200504 Total				21,210	5,473	15,737	26%
12200705	MetaMeta	62D0177	GP-COCOON	82,931	6,129	76,802	7%
12200705 Total				82,931	6,129	76,802	7%
12200800	Norwegian	62D0101	Institutional water sector review	595,323	235,866	359,457	40%
		62D0174	Comparative study of options for an additional supply of water for the caza strip	102,453	102,453	0	100%
		Nor-7	Legislative Review –Revising the Water law and Providing Recommendations for the Revision of By –laws and Regulations for Relevant National Institutions.	81,707	0	81,707	0%
12200800 Total				779,483	338,319	441,164	43%
12201000	SIDA	62D0188	Water Sector Capacity Building	1,600,000	0	1,600,000	0%
12201000 Total				1,600,000	0	1,600,000	0%
12201100	Czech Republic	62D0175	National Water Management System	870,000	136,785	733,216	16%
12201100 Total				870,000	136,785	733,216	16%
12201800	The Government of the republic of Finland	62D0168	The Co-operation in the construction and rehabilitation of water infrastructure networks in the northwest villages of jerusalem	10,686,164	3,134,660	7,551,504	29%
12201800 Total				10,686,164	3,134,660	7,551,504	29%
12290100	World Bank	62D0188	Water Sector Capacity Building	3,000,000	35,905	2,964,095	1%
12290100 Total				3,000,000	35,905	2,964,095	1%
12296300	UNICEF	UN-2	Assessment and updating of the data bank at the Palestinian water authority (PWA)	74,716	62,885	11,832	84%
		UN-3	Strengthening of the PWA water quality central lab	73,025	30,518	42,507	42%

Donor No.	Donor Name	project No.	Project Name	Budget Amount (USD)	Disbursement	Remaining Balance	Percentage of disbursement
12296300	UNICEF	UN-4	Rehabilitation and expansion of water distribution network for Adh dabriya municipality - Hebron District	320,707	239,195	81,513	75%
		UN-5	World Water Day	20,633	18,858	1,775	91%
12296300 Total				489,082	351,455	137,626	72%
12298000	The International Committee of the red cross (ICRC)						
	ICRC -1		Construction of new main pipeline for al karmel and khalit al mayya villages - Hebron district	693,384	220,072	473,312	32%
	ICRC -2		Construction of halhul booster station / Hebron district	338,466	324,869	13,598	96%
	ICRC -3		Construction of anabta water system scheme phase 2/ construction of electro - mechanical components at anabta well no 3	1,124,360	552,126	572,234	49%
	ICRC -4		Construction of main water feedels in aqruba cluster - nablus district	1,095,699	815,849	279,850	74%
	ICRC -5		Construction of two 500m3 elevated water reserrior for al karmal yillage - Hebron district	522,168	182,131	340,037	35%
	ICRC -6		Construction of new water network and house connection for bir al basha village - jenin district	519,764	360,367	159,397	69%
12298000 Total				4,293,841	2,455,413	1,838,428	57%
Grand Total				96,124,564	18,524,686	77,599,878	19%

Ongoing projects by donor

Budget compared with actual received

This report shows the value and percentage of received and the balance by each donor

Donor No.	Donor Name	Budget Amount (USD)	Total received	Balance	percentag_R
12100000	Ministry of finance	7,956,019	6,110,721	1,845,298	77%
12200100	Austrian Development agency (ADA)	1,927,282	622,160	1,305,122	32%
12200403	AFD	42,045,430	4,658,765	37,386,665	11%
12200502	KFW, Frankfurt am Main	22,330,984	784,711	21,546,274	4%
12200503	Karlsruhe Institute of technology (KIT)	42,137	50,495	-8,357	120%
12200504	UFZ	21,210	20,186	1,024	95%
12200705	MetaMeta	82,931	20,733	62,198	25%
12200800	Norwegian	779,483	779,483	0	100%
12201000	SIDA	1,600,000	0	1,600,000	0%
12201100	Czech Republic	870,000	335,622	534,378	39%
12201800	The Government of the republic of Finland	10,686,164	4,074,097	6,612,066	38%
12290100	World Bank	3,000,000	310,420	2,689,580	10%
12296300	UNICEF	489,082	374,772	114,310	77%
12298000	The International Committee of the red cross (ICRC)	4,293,841	2,455,413	1,838,428	57%
Grand Total		96,124,564	20,597,578	75,526,986	21%

Ongoing projects by donor

Budget compared with actual received

This report shows the value and percentage of received and the balance by each project by each donor

Donor No.	Donor Name	project No.	Project Name	Budget Amount (USD)	Total received	Balance	percentag_R
12100000	Ministry of finance						
		62N0128	Rehabilitation of Qalqelyah and Tolkarm Agricultural Wells / 2nd Phase	623,700	310,305	313,395	50%
		62N0108	Preparation of Sabastyah Well and Booster Station	864,031	863,851	180	100%
		62N0103	Installation of 400 Water Consumer Connections	283,500	57,692	225,808	20%
		62N0110	Construction of Transmissions lines and Water Networks	407,414	379,739	27,675	93%
		62N0118	Creation of Integrated Water System and Construction of Transmission lines / Phase one	567,000	413,733	153,267	73%
		62N0121	Installation of AL-Faraa Well Pump and Booster Station	225,266	225,204	62	100%
		62N0127	Rehabilitation of Jericho Well No. 1	354,092	168,571	185,520	48%
		62N0133	Rehabilitation and Extension of Internal Water Network	218,914	214,884	4,031	98%
		62N0138	Construction of Water Network , 250m3 and 100m3 Reservoir and Pump in Wadi Al-Faraa	437,992	437,991	0	100%
		62N0139	Police Academy and Presidential Guard Two wells	148,874	87,494	61,380	59%
		62N0140	Presidential Compound (Al-Mkataa) Water Network	59,223	57,283	1,941	97%
		62N0141	Drilling Alternative Well for Azoon Municipality	356,585	352,708	3,877	99%
		62N0142	Rehabilitation and Extension of Internal Water Network, 1.4 km Dia 4" and 3.5 km Dia 2" with 230 Consumer connections	63,788	63,784	4	100%
		62N0175	Construction of 1.3km Dia 8" and 1km 2" Transmission Water Pipe	98,940	98,940	0	100%
		62J0201	Construction of Main Wastewater Sewer line and Booster Station	169,111		169,111	0%
		62N0101	Supply and Install Qalqelayah Municipality Well Pump	567,000	124,817	442,183	22%

Donor No.	Donor Name	project No.	Project Name	Budget Amount (USD)	Total received	Balance	percentag_R
12100000	Ministry of :	62N0104	Construction of Water Network in Akkaba and Installation of Water Consumer Connections in Daher-Alabed	153,558	153,433	125	100%
		62N0106	Drilling Alternative Well for Azoon Municipality	264,270	264,069	201	100%
		62N0109	Rehabilitation and Extension of Internal Water Network, 0.6km Dia 6",0.4 km Dia 4" and 4km Dia 2".	218,579	213,695	4,883	98%
		62N0113	Construction of Transmission Line and Booster Pump station	121,338	118,390	2,948	98%
		62N0117	Construction of 2" Transmission Water Pipe and 1/2" Water Network with Consumer Connections	141,750	45,038	96,712	32%
		62N0143	Pipes to Joint Services Council of the villages west of Jenin	425,355	425,250	105	100%
		62N0144	Supply and Install Agricultural Well No. 15-19/36 Pump	70,265	68,997	1,269	98%
		62N0210	Drilling and equipping of well the town of Bala - Tulkarm	250,189	244,968	5,221	98%
		62N0218	Drilling and Construction of Al-Nweama Village Agricultural Well	129,276	108,120	21,156	84%
		62N0226	Rehabilitation well to municipality of yabad - Jenin	87,035	83,805	3,229	96%
		62N0313	Supply of electrical equipment	240,975	119,960	121,015	50%
		MOF1	Salaries	408,000	408,000	0	100%
12100000 Total				7,956,019	6,110,721	1,845,298	77%
12200100	Austrian Development agency (ADA)						
		62D0230	Efficient Integration of Non-conventional Water Management Solutions into the Existing Management structure in the West Bank	1,927,282	622,160	1,305,122	32%
12200100 Total				1,927,282	622,160	1,305,122	32%
12200403	AFD						
		62D0188	Water Sector Capacity Building	1,400,000	700,000	700,000	50%
		AFD -1	Water and Sanitation facilities improvement project in the Bethlehem governorate - CPS 1027 01 D	14,140,000	322,363	13,817,637	2%
		AFD -2	Financing of the feasibility study " Al yamun water project " - CPS 1042	141,400	85,261	56,139	60%

Donor No.	Donor Name	project No.	Project Name	Budget Amount (USD)	Total received	Balance	percentag_R
12200403	AFD	AFD -3	Implementation of an industrial park in the Bethlehem vicinity and to finance inter alia the off-site infrastructure - CPS 1021	6,504,400	513,197	5,991,203	8%
		AFD -4	Equip tubas and tammoun wells and implement transmission and distribution networks in tubas, tammoun and tayasir towns - CPS 1018 01 D	12,019,000	2,927,717	9,091,283	24%
		AFD -5	Improve sanitation equipment in the area of maythalun, Tammoun and Tubas - CPS 1018 02 E	7,777,000	73,857	7,703,143	1%
		AFD -6	consultancy Services to prepare the procurement and the installation of a prefabricated wastewater treatment unit in the Bethlehem industrial zone	63,630	36,369	27,261	57%
12200403 Total				42,045,430	4,658,765	37,386,665	11%
12200502	KFW, Frankfurt am Main						
		62D0173	Water and Sanitation programme Palestinian territory	22,330,984	784,711	21,546,274	4%
12200502 Total				22,330,984	784,711	21,546,274	4%
12200503	Karlsruhe Institute of technology (KIT)						
		62D0176	Integrated water resources management in the lower Jordan rift valley (SMART)	42,137	50,495	-8,357	120%
12200503 Total				42,137	50,495	-8,357	120%
12200504	UFZ						
		62D0176	Integrated water resources management in the lower Jordan rift valley (SMART)	21,210	20,186	1,024	95%
12200504 Total				21,210	20,186	1,024	95%
12200705	MetaMeta						
		62D0177	GP-COCOON	82,931	20,733	62,198	25%
12200705 Total				82,931	20,733	62,198	25%
12200800	Norwegian						
		62D0101	Institutional water sector review	595,323	595,323	0	100%
		62D0174	Comparative study of options for an additional supply of water for the caza strip	102,453	102,453	0	100%
		Nor-7	Legislative Review –Revising the Water law and Providing Recommendations for the Revision of By –laws and Regulations for Relevant National Institutions.	81,707	81,707	0	100%
12200800 Total				779,483	779,483	0	100%
12201000	SIDA						

Donor No.	Donor Name	project No.	Project Name	Budget Amount (USD)	Total received	Balance	percentag_R
12201000	SIDA	62D0188	Water Sector Capacity Building	1,600,000	0	1,600,000	0%
12201000 Total				1,600,000	0	1,600,000	0%
12201100	Czech Republic						
		62D0175	National Water Management System	870,000	335,622	534,378	39%
12201100 Total				870,000	335,622	534,378	39%
12201800	The Government of the republic of Finland						
		62D0168	The Co-operation in the construction and rehabilitation of water infrastructure networks in the northwest villages of jerusalem	10,686,164	4,074,097	6,612,066	38%
12201800 Total				10,686,164	4,074,097	6,612,066	38%
12290100	World Bank						
		62D0188	Water Sector Capacity Building	3,000,000	310,420	2,689,580	10%
12290100 Total				3,000,000	310,420	2,689,580	10%
12296300	UNICEF						
		UN-2	Assessment and updating of the data bank at the Palestinian water authority (PWA)	74,716	74,716	0	100%
		UN-3	Strengthening of the PWA water quality central lab	73,025	25,493	47,532	35%
		UN-4	Rehabilitation and expansion of water distribution network for Adh dabriya municipality - Hebron District	320,707	255,702	65,005	80%
		UN-5	World Water Day	20,633	18,861	1,772	91%
12296300 Total				489,082	374,772	114,310	77%
12298000	The International Committee of the red cross (ICRC)						
		ICRC -1	Construction of new main pipeline for al karmel and khalit al mayya villages - Hebron district	693,384	220,072	473,312	32%
		ICRC -2	Construction of halhul booster station / Hebron district	338,466	324,869	13,598	96%
		ICRC -3	Construction of anabta water system scheme phase 2/ construction of electro - mechanical components at anabta well no 3	1,124,360	552,126	572,234	49%
		ICRC -4	Construction of main water feedels in aqruba cluster - nablus district	1,095,699	815,849	279,850	74%
		ICRC -5	Construction of two 500m3 elevated water reservior for al karmal yillage - Hebron district	522,168	182,131	340,037	35%
		ICRC -6	Construction of new water network and house connection for bir al basha village - jenin district	519,764	360,367	159,397	69%
12298000 Total				4,293,841	2,455,413	1,838,428	57%
Grand Total				96,124,564	20,597,578	75,526,986	21%

Ongoing projects by category

Grants are divided into three categories, according to the budget item of the grants

PWA Admin Cost	Donor No.	Donor Name	Budget Amount (USD)	Disbursement	Remaining Balance
Projects cost					
	12100000	Ministry of finance	7,548,019	5,702,721	1,845,298
	12200100	Austrian Development agency (ADA)	1,692,558	459,566	1,232,992
	12200403	AFD	39,635,974	4,272,735	35,363,239
	12200502	KFW, Frankfurt am Main	22,330,984	721,081	21,609,904
	12200503	Karlsruhe Institute of technology (KIT)	1,273	0	1,273
	12200504	UFZ	9,898	2,687	7,211
	12200705	MetaMeta	29,199	2,380	26,819
	12200800	Norwegian	779,483	338,319	441,164
	12201000	SIDA	1,600,000	0	1,600,000
	12201100	Czech Republic	854,050	129,891	724,160
	12201800	The Government of the republic of Finland	10,360,452	2,983,441	7,377,010
	12290100	World Bank	2,260,000	0	2,260,000
	12296300	UNICEF	387,365	269,573	117,792
	12298000	The International Committee of the red cross (ICRC)	4,034,871	2,338,489	1,696,382
Projects cost Total			91,524,127	17,220,882	74,303,245
Operational costs					
	12200100	Austrian Development agency (ADA)	149,318	53,649	95,670
	12200503	Karlsruhe Institute of technology (KIT)	2,687	5,523	-2,836
	12200705	MetaMeta	11,312	0	11,312
	12201100	Czech Republic	15,950	6,894	9,056
	12201800	The Government of the republic of Finland	101,896	60,371	41,525
	12290100	World Bank	100,000		100,000
	12296300	UNICEF	31,019	24,459	6,560
Operational costs Total			412,181	150,895	261,286
Personnel Cost					
	12100000	Ministry of finance	408,000	408,000	0
	12200100	Austrian Development agency (ADA)	85,406	41,082	44,323
	12200403	AFD	2,409,456	386,030	2,023,426
	12200503	Karlsruhe Institute of technology (KIT)	38,178	10,161	28,017
	12200504	UFZ	11,312	2,786	8,526
	12200705	MetaMeta	42,420	3,749	38,671
	12201800	The Government of the republic of Finland	223,816	90,848	132,968
	12290100	World Bank	640,000	35,905	604,095
	12296300	UNICEF	70,698	57,423	13,275
	12298000	The International Committee of the red cross (ICRC)	258,970	116,924	142,045
Personnel Cost Total			4,188,256	1,152,909	3,035,347
Grand Total			96,124,564	18,524,686	77,599,878

Comparison of received and disbursement

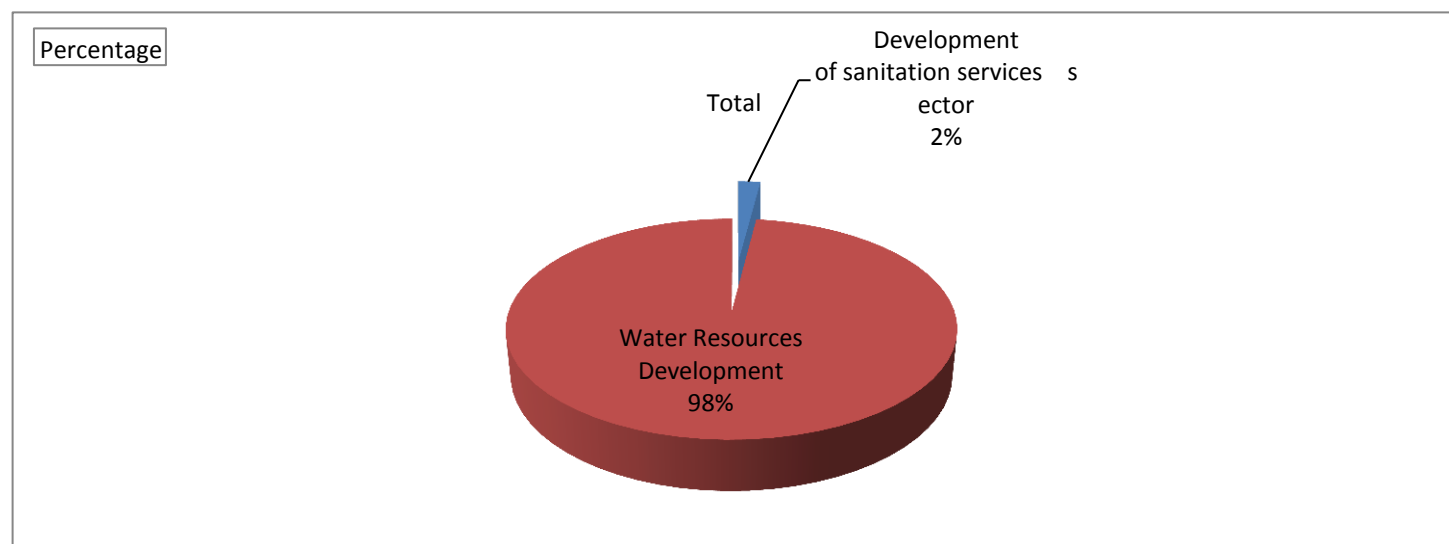
Compared to the received and disbursement during the reporting period, including what is paid directly from the donor and the other is through the bank accounts of the PWA

States of Payme	Donor No.	Donor Name	Values		
			Received	Disbursement	Balance
Direct Payment					
	12200403	AFD	4,272,735	4,272,735	0
	12298000	The International Committee of the red cross (ICRC)	2,338,489	2,338,489	0
Direct Payment Total			6,611,224	6,611,224	0
PWA					
	12100000	Ministry of finance	6,110,721	6,110,721	0
	12200100	Austrian Development agency (ADA)	622,160	554,296	67,864
	12200403	AFD	386,030	386,030	0
	12200502	KFW, Frankfurt am Main	784,711	721,081	63,630
	12200503	Karlsruhe Institute of technology (KIT)	50,495	15,684	34,811
	12200504	UFZ	20,186	5,473	14,713
	12200705	MetaMeta	20,733	6,129	14,605
	12200800	Norwegian	779,483	338,319	441,164
	12201000	SIDA	0	0	0
	12201100	Czech Republic	335,622	136,785	198,837
	12201800	The Government of the republic of Finland	4,074,097	3,134,660	939,437
	12290100	World Bank	310,420	35,905	274,515
	12296300	UNICEIF	374,772	351,455	23,317
	12298000	The International Committee of the red cross (ICRC)	116,924	116,924	0
PWA Total			13,986,354	11,913,461	2,072,892
Grand Total			20,597,578	18,524,686	2,072,892

Ongoing grants by program

Grants are divided into two programs, according to the table below, and as the chart

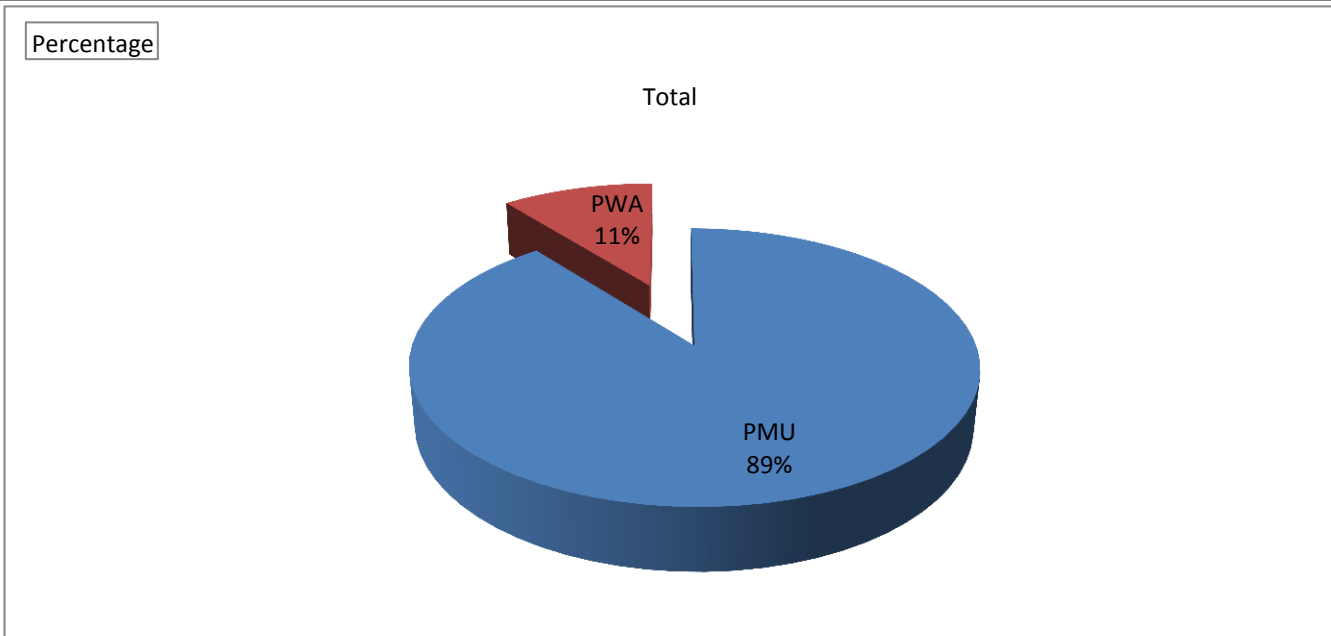
Donor No.	Donor Name	Development of sanitation services sector	Water Resources Development	Grand Total
12100000	Ministry of finance		7,956,019	7,956,019
12200100	Austrian Development agency (ADA)	1,927,282		1,927,282
12200403	AFD		42,045,430	42,045,430
12200502	KFW, Frankfurt am Main		22,330,984	22,330,984
12200503	Karlsruhe Institute of technology (KIT)		42,137	42,137
12200504	UFZ		21,210	21,210
12200705	MetaMeta		82,931	82,931
12200800	Norwegian		779,483	779,483
12201000	SIDA		1,600,000	1,600,000
12201100	Czech Republic		870,000	870,000
12201800	The Government of the republic of Finland		10,686,164	10,686,164
12290100	World Bank		3,000,000	3,000,000
12296300	UNICEF		489,082	489,082
	The International Committee of the red cross			
12298000	(ICRC)		4,293,841	4,293,841
Grand Total		1,927,282	94,197,282	96,124,564



Ongoing grants managed by Department

Grants are divided into two departments, according to the table below, and as the chart

Budget Amount (USD)		Department No.		Grand Total
Donor No.	Donor Name	PMU	PWA	
12100000	Ministry of finance	7,956,019		7,956,019
12200100	Austrian Development agency (ADA)		1,927,282	1,927,282
12200403	AFD	40,645,430	1,400,000	42,045,430
12200502	KFW, Frankfurt am Main	22,330,984		22,330,984
12200503	Karlsruhe Institute of technology (KIT)		42,137	42,137
12200504	UFZ		21,210	21,210
12200705	MetaMeta		82,931	82,931
12200800	Norwegian		779,483	779,483
12201000	SIDA		1,600,000	1,600,000
12201100	Czech Republic		870,000	870,000
12201800	The Government of the republic of Finland	10,686,164		10,686,164
12290100	World Bank		3,000,000	3,000,000
12296300	UNICEF		489,082	489,082
	The International Committee of the red cross			
12298000	(ICRC)	4,293,841		4,293,841
Grand Total		85,912,439	10,212,125	96,124,564



Ongoing projects managed by the PMU

This report shows the projects managed by the PMU

Donor No.	Donor Name	project No.	Project Name	Budget Amount (USD)	Disbursement	Remaining Balance	Percentage of disbursement
12100000	Ministry of finance						
		62N0128	Rehabilitation of Qalqelyah and Tolkarm Agricultural Wells / 2nd Phase	623,700	310,305	313,395	50%
		62N0108	Preparation of Sabastyah Well and Booster Station	864,031	863,851	180	100%
		62J0201	Construction of Main Wastewater Sewer line and Booster Station	169,111		169,111	0%
		62N0101	Supply and Install Qalqelayah Municipality Well Pump	567,000	124,817	442,183	22%
		62N0103	Installation of 400 Water Consumer Connections	283,500	57,692	225,808	20%
		62N0104	Construction of Water Network in Akkaba and Installation of Water Consumer Connections in Daher-Alabed	153,558	153,433	125	100%
		62N0106	Drilling Alternative Well for Azoon Municipality	264,270	264,069	201	100%
		62N0109	Rehabilitation and Extension of Internal Water Network, 0.6km Dia 6", 0.4 km Dia 4" and 4km Dia 2".	218,579	213,695	4,883	98%
		62N0110	Construction of Transmissions lines and Water Networks	407,414	379,739	27,675	93%
		62N0113	Construction of Transmission Line and Booster Pump station	121,338	118,390	2,948	98%
		62N0117	Construction of 2" Transmission Water Pipe and 1/2" Water Network with Consumer Connections	141,750	45,038	96,712	32%
		62N0118	Creation of Integrated Water System and Construction of Transmission lines / Phase one	567,000	413,733	153,267	73%
		62N0121	Installation of AL-Faraa Well Pump and Booster Station	225,266	225,204	62	100%
		62N0127	Rehabilitation of Jericho Well No. 1	354,092	168,571	185,520	48%
		62N0133	Rehabilitation and Extension of Internal Water Network	218,914	214,884	4,031	98%
		62N0138	Construction of Water Network , 250m3 and 100m3 Reservoir and Pump in Wadi Al-Faraa	437,992	437,991	0	100%
		62N0139	Police Academy and Presidential Guard Two wells	148,874	87,494	61,380	59%
		62N0140	Presidential Compound (Al-Mkataa) Water Network	59,223	57,283	1,941	97%
		62N0141	Drilling Alternative Well for Azoon Municipality	356,585	352,708	3,877	99%
		62N0142	Rehabilitation and Extension of Internal Water Network, 1.4 km Dia 4" and 3.5 km Dia 2" with 230 Consumer connections	63,788	63,784	4	100%
		62N0143	Pipes to Joint Services Council of the villages west of Jenin	425,355	425,250	105	100%
		62N0144	Supply and Install Agricultural Well No. 15-19/36 Pump	70,265	68,997	1,269	98%
		62N0175	Construction of 1.3km Dia 8" and 1km 2" Transmission Water Pipe	98,940	98,940	0	100%
		62N0210	Drilling and equipping of well the town of Bala - Tulkarm	250,189	244,968	5,221	98%
		62N0218	Drilling and Construction of Al-Nweama Village Agricultural Well	129,276	108,120	21,156	84%

Donor No.	Donor Name	project No.	Project Name	Budget Amount (USD)	Disbursement	Remaining Balance	Percentage of disbursement
12100000	Ministry of	62N0226	Rehabilitation well to municipality of yabad - Jenin	87,035	83,805	3,229	96%
		62N0313	Supply of electrical equipment	240,975	119,960	121,015	50%
		MOF1	Salaries	408,000	408,000	0	100%
12100000 Total				7,956,019	6,110,721	1,845,298	77%
12200403	AFD						
	AFD -1		Water and Sanitation facilities improvement project in the Bethlehem governorate - CPS 1027 01 D	14,140,000	322,363	13,817,637	2%
	AFD -2		Financing of the feasibility study " Al yamun water project " - CPS 1042	141,400	85,261	56,139	60%
	AFD -3		Implementation of an industrial park in the Bethlehem vicinity and to finance inter alia the off -site infrastructure - CPS 1021	6,504,400	513,197	5,991,203	8%
	AFD -4		Equip tubas and tammoun wells and implement transmission and distribution networks in tubas, tammoun and tayasir towns - CPS 1018 01 D	12,019,000	2,927,717	9,091,283	24%
	AFD -5		Improve sanitation equipment in the area of maythalun, Tammoun and Tubas - CPS 1018 02 E	7,777,000	73,857	7,703,143	1%
	AFD -6		consultancy Services to prepare the procurement and the installation of a prefabricated wastewater treatment unit in the Bethlehem industrial zone	63,630	36,369	27,261	57%
12200403 Total				40,645,430	3,958,765	36,686,665	10%
12200502	KFW, Frankfurt am Main						
		62D0173	Water and Sanitation programme Palestinian territory	22,330,984	721,081	21,609,904	3%
12200502 Total				22,330,984	721,081	21,609,904	3%
12201800	The Government of the republic of Finland						
		62D0168	The Co-operation in the construction and rehabilitation of water infrastructure networks in the northwest villages of jerusalem	10,686,164	3,134,660	7,551,504	29%
12201800 Total				10,686,164	3,134,660	7,551,504	29%
12298000	The International Committee of the red cross (ICRC)						
	ICRC -1		Construction of new main pipeline for al karmel and khalit al mayya villages - Hebron district	693,384	220,072	473,312	32%
	ICRC -2		Construction of halhul booster station / Hebron district	338,466	324,869	13,598	96%
	ICRC -3		Construction of anabta water system scheme phase 2/ construction of electro - mechanical components at anabta well no 3	1,124,360	552,126	572,234	49%
	ICRC -4		Construction of main water feedels in aqruba cluster - nablus district	1,095,699	815,849	279,850	74%
	ICRC -5		Construction of two 500m3 elevated water reserrior for al karmal yillage - Hebron district	522,168	182,131	340,037	35%
	ICRC -6		Construction of new water network and house connection for bir al basha village - jenin district	519,764	360,367	159,397	69%
12298000 Total				4,293,841	2,455,413	1,838,428	57%
Grand Total				85,912,439	16,380,640	69,531,799	19%

Ongoing projects managed by the PWA

This report shows the projects managed by the PWA

Donor No.	Donor Name	project No.	Project Name	Budget Amount (USD)	Disbursement	Remaining Balance	Percentage of disbursement
12200100	Austrian Development agency (ADA)						
		62D0230	Efficient Integration of Non-conventional Water Management Solutions into the Existing Management structure in the West Bank	1,927,282	554,296	1,372,986	29%
12200100 Total				1,927,282	554,296	1,372,986	29%
12200403	AFD						
		62D0188	Water Sector Capacity Building	1,400,000	700,000	700,000	50%
12200403 Total				1,400,000	700,000	700,000	50%
12200503	Karlsruhe Institute of technology (KIT)						
		62D0176	Integrated water resources management in the lower Jordan rift valley (SMART)	42,137	15,684	26,453	37%
12200503 Total				42,137	15,684	26,453	37%
12200504	UFZ						
		62D0176	Integrated water resources management in the lower Jordan rift valley (SMART)	21,210	5,473	15,737	26%
12200504 Total				21,210	5,473	15,737	26%
12200705	MetaMeta						
		62D0177	GP-COCOON	82,931	6,129	76,802	7%
12200705 Total				82,931	6,129	76,802	7%
12200800	Norwegian						
		62D0101	Institutional water sector review	595,323	235,866	359,457	40%
		62D0174	Comparative study of options for an additional supply of water for the caza strip	102,453	102,453	0	100%
		Nor-7	Legislative Review –Revising the Water law and Providing Recommendations for the Revision of By –laws and Regulations for Relevant National Institutions.	81,707	0	81,707	0%
12200800 Total				779,483	338,319	441,164	43%
12201000	SIDA						
		62D0188	Water Sector Capacity Building	1,600,000	0	1,600,000	0%
12201000 Total				1,600,000	0	1,600,000	0%
12201100	Czech Republic						
		62D0175	National Water Management System	870,000	136,785	733,216	16%
12201100 Total				870,000	136,785	733,216	16%
12290100	World Bank						
		62D0188	Water Sector Capacity Building	3,000,000	35,905	2,964,095	1%
12290100 Total				3,000,000	35,905	2,964,095	1%
12296300	UNICEF						
		UN-2	Assessment and updating of the data bank at the Palestinian water authority (PWA)	74,716	62,885	11,832	84%
		UN-3	Strengthening of the PWA water quality central lab	73,025	30,518	42,507	42%

Donor No.	Donor Name	project No.	Project Name	Budget Amount (USD)	Disbursement	Remaining Balance	Percentage of disbursement
12296300	UNICEIF	UN-4	Rehabilitation and expansion of water distribution network for Adh dabriya municipality - Hebron District	320,707	239,195	81,513	75%
		UN-5	World Water Day	20,633	18,858	1,775	91%
12296300 Total				489,082	351,455	137,626	72%
Grand Total				10,212,125	2,144,046	8,068,079	21%

Ongoing projects by Area

Distribution of projects implemented by areas

Budget Amount (USD)		Area													
project No.	Project Name	Hebron	Jenin	Jericho	Nablus	Qalqelayah	Ramallah	Tolkarm	West bank	PWA	Jerusalem	Tubas	Bethlehem	Grand Total	
62D0230	Efficient Integration of Non-conventional Water Management Solutions into the Existing Management structure in the West Bank								1,927,282					1,927,282	
62D0188	Water Sector Capacity Building									6,000,000				6,000,000	
62D0175	National Water Management System								870,000					870,000	
62D0176	Integrated water resources management in the lower Jordan rift valley (SMART)								63,347					63,347	
62D0177	GP-COCOON								82,931					82,931	
62D0173	Water and Sanitation programme Palestinian territory								22,330,984					22,330,984	
62D0101	Institutional water sector review								595,323					595,323	
62D0174	Comparative study of options for an additional supply of water for the caza strip								102,453					102,453	
62D0168	The Co-operation in the construction and rehabilitation of water infrastructure networks in the northwest villages of jerusalem										10,686,164			10,686,164	
62N0108	Preparation of Sabastyah Well and Booster Station				864,031									864,031	
62N0128	Rehabilitation of Qalqelyah and Tolkarm Agricultural Wells / 2nd Phase					623,700								623,700	
UN-2	Assessment and updating of the data bank at the Palestinian water authority (PWA)									74,716				74,716	
UN-3	Strengthening of the PWA water quality central lab									73,025				73,025	
UN-4	Rehabilitation and expansion of water distribution network for Adh dabriya municipality - Hebron District	320,707												320,707	
UN-5	World Water Day								20,633					20,633	
Nor-7	Legislative Review –Revising the Water law and Providing Recommendations for the Revision of By –laws and Regulations for Relevant National Institutions.								81,707					81,707	
AFD -1	Water and Sanitation facilities improvement project in the Bethlehem governorate - CPS 1027 01 D												14,140,000	14,140,000	
AFD -2	Financing of the feasibility study " Al yamun water project " - CPS 1042		141,400											141,400	
AFD -3	Implementation of an industrial park in the Bethlehem vicinity and to finance inter alia the off -site infrastructure - CPS 1021												6,504,400	6,504,400	
AFD -4	Equip tubas and tammoun wells and implement transmission and distribution networks in tubas, tammoun and tayasir towns - CPS 1018 01 D											12,019,000		12,019,000	

project No.	Project Name	Hebron	Jenin	Jericho	Nablus	Qalqelayah	Ramallah	Tolkarm	West bank	PWA	Jerusalem	Tubas	Bethlehem	Grand Total
AFD -5	Improve sanitation equipment in the area of maythalun, Tammoun and Tubas - CPS 1018 02 E											7,777,000		7,777,000
AFD -6	consultancy Services to prepare the procurement and the installation of a prefabricated wastewater treatment unit in the Bethlehem industrial zone												63,630	63,630
ICRC -1	Construction of new main pipeline for al karmel and khalit al mayya villages - Hebron district	693,384												693,384
ICRC -2	Construction of halhul booster station / Hebron district	338,466												338,466
ICRC -3	Construction of anabta water system scheme phase 2/ construction of electro - mechanical components at anabta well no 3							1,124,360						1,124,360
ICRC -4	Construction of main water feedels in aqruba cluster - nablus district				1,095,699									1,095,699
ICRC -5	Construction of two 500m3 elevated water reservior for al karmal yillage - Hebron district	522,168												522,168
ICRC -6	Construction of new water network and house connection for bir al basha village - jenin district		519,764											519,764
62J0201	Construction of Main Wastewater Sewer line and Booster Station												169,111	169,111
62N0101	Supply and Install Qalqelayah Municipality Well Pump					567,000								567,000
62N0103	Installation of 400 Water Consumer Connections		283,500											283,500
62N0104	Construction of Water Network in Akkaba and Installation of Water Consumer Connections in Daher-Alabed											153,558		153,558
62N0106	Drilling Alternative Well for Azoon Municipality					264,270								264,270
62N0109	Rehabilitation and Extension of Internal Water Network, 0.6km Dia 6", 0.4 km Dia 4" and 4km Dia 2".						218,579							218,579
62N0110	Construction of Transmissions lines and Water Networks		407,414											407,414
62N0113	Construction of Transmission Line and Booster Pump station							121,338						121,338
62N0117	Construction of 2" Transmission Water Pipe and 1/2" Water Network with Consumer Connections												141,750	141,750
62N0118	Creation of Integrated Water System and Construction of Transmission lines / Phase one				567,000									567,000
62N0121	Installation of AL-Faraa Well Pump and Booster Station											225,266		225,266
62N0127	Rehabilitation of Jericho Well No. 1			354,092										354,092
62N0133	Rehabilitation and Extension of Internal Water Network				218,914									218,914
62N0138	Construction of Water Network , 250m3 and 100m3 Reservoir and Pump in Wadi Al-Faraa											437,992		437,992
62N0139	Police Academy and Presidential Guard Two wells			148,874										148,874

project No.	Project Name	Hebron	Jenin	Jericho	Nablu	Qalqelayah	Ramallah	Tolkarm	West bank	PWA	Jerusalem	Tubas	Bethlehem	Grand Total
62N0140	Presidential Compound (Al-Mkataa) Water Network	59,223												59,223
62N0141	Drilling Alternative Well for Azoon Municipality					356,585								356,585
62N0142	Rehabilitation and Extension of Internal Water Network, 1.4 km Dia 4" and 3.5 km Dia 2" with 230 Consumer connections						63,788							63,788
62N0143	Pipes to Joint Services Council of the villages west of Jenin		425,355											425,355
62N0144	Supply and Install Agricultural Well No. 15-19/36 Pump							70,265						70,265
62N0175	Construction of 1.3km Dia 8" and 1km 2" Transmission Water Pipe	98,940												98,940
62N0210	Drilling and equipping of well the town of Bala - Tulkarm							250,189						250,189
62N0218	Drilling and Construction of Al-Nweama Village Agricultural Well			129,276										129,276
62N0226	Rehabilitation well to municipality of yabad - Jenin		87,035											87,035
62N0313	Supply of electrical equipment								240,975					240,975
MOF1	Salaries								408,000					408,000
Grand Total		2,032,888	1,864,467	632,242	2,745,645	1,811,556	282,366	1,566,152	26,723,636	6,147,741	10,686,164	20,612,816	21,018,891	96,124,564

Budget Amount (USD)

Ongoing projects by Area

